

2017-18 State Report Card



Licensed K-12 Staff & Paraprofessionals: 15,273

Public School Districts: 409

Public Schools: 822

Student Enrollment: 146,772



Montana Accountability System

As required under the Every Student Succeeds Act (ESSA), Montana developed an accountability system to meaningfully differentiate schools by the support needed.

Schools are identified as one of the following:

- Comprehensive Support & Improvement (CSI) Schools
- Targeted Support & Improvement (TSI) Schools
- Universal Support Schools

Due to rounding, percentages on each page may not add up to 100%.

An asterisk (*) indicates that number has been suppressed for student privacy and security reasons (Privacy & Security Details).

[Report Card Definitions & Methodology](#)

[Click here for more detail about Accountability](#)

Student Achievement Scores

Mathematics



	Novice	Nearing Proficient	Proficient	Advanced
State	29%	30%	24%	17%

Reading



	Novice	Nearing Proficient	Proficient	Advanced
State	26%	24%	31%	19%

Science



	Novice	Nearing Proficient	Proficient	Advanced
State	11%	28%	42%	18%


Due to rounding, percentages on each page may not add up to 100%.

An asterisk (*) indicates that number has been suppressed for student privacy and security reasons (Privacy & Security Details).

[Click here for more detail about Student Achievement](#)


Student Achievement Progress Scores

% of students showing progress in Reading



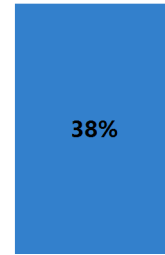
State

% of students showing progress in Mathematics



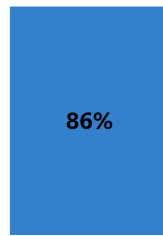
State

% of English Learners showing progress toward English proficiency



State

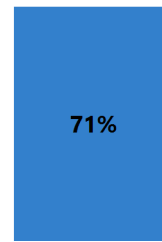
% of students graduating high school in four years



State

[Click for more information](#)

% of students who are college or career ready



State

[Click for more information](#)

English Learners

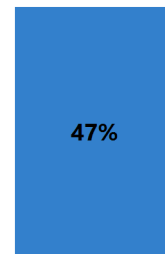
English Learners **3,111**

% Achieved Proficiency **2 %**

% Students Showing Progress on the EL Assessment **35 %**

School Attendance

% of students with at least 95% attendance for the entire school year



State

Educator Qualifications

[Click here for details on Educator Qualifications \(inexperienced educators, emergency provisional licenses, educators working out of field\)](#)

Due to rounding, percentages on each page may not add up to 100%.

An asterisk (*) indicates that number has been suppressed for student privacy and security reasons ([Privacy & Security Details](#)).

School Quality, Climate, and Safety

Source: Civil Rights Data Collection as published by the US Department of Education Office of Civil Rights.

[Click here for details on Montana Civil Rights Data Collection](#)

School Finance

Data on school level expenditures for 2017-18 was not required to be reported. School level expenditures for 2018-19 will be reported on the 2018-19 Report Card.

School Improvement Funds

Comprehensive Support & Improvement Schools receive funding to support academic and systems change. As part of the schools' continuous improvement cycle, improvement strategies are tailored to the specific needs of the students, schools, and community. The ESSA Plan requires that these schools identify the specific strategies for which funds were used. Comprehensive Schools receiving school improvement funds were identified in 2018. Funds were used to implement strategies in 2018-2019.

District	School	Funding	Strategies
Pryor Elem	Arrow Creek Elem School	\$22,000	Instructional Consultant monthly on-site support
			On-site Math Consultant Training
			Purchase interventions with strong to moderate evidence
			Reimbursement of travel to application workshop
			Reimbursement of travel to Fall and Spring School Leadership Team Trainings
	Pryor 7-8	\$22,000	Substitutes for professional development outside the contract day
			Instructional Consultant monthly on-site support
			On-site Math Consultant Training
			Purchase interventions with strong to moderate evidence
			Reimbursement of travel to application workshop
Hardin Elem	Crow Agency School	\$54,000	Reimbursement of travel to Fall and Spring School Leadership Team Trainings
			Reimbursement of travel to application workshop
			Reading Mastery Intervention
			Instructional Consultant monthly on-site support
Lodge Grass Elem	Lodge Grass School	\$36,000	Instructional Consultant monthly on-site support
			Reimbursement of travel to application workshop
			Reimbursement of travel to Fall and Spring School Leadership Team Trainings
			Substitutes for professional development during the contract day
			Summer school materials and trips
			Supplies and materials for professional development
	Lodge Grass 7-8	\$36,000	Title I conference travel
			Instructional Consultant monthly on-site support
			Reimbursement of travel to application workshop
			Reimbursement of travel to Fall and Spring School Leadership Team Trainings
			School Administrators of Montana Leaders Professional Learning Program
			Substitutes for professional development during the contract day
			Summer school materials and trips

Due to rounding, percentages on each page may not add up to 100%.

An asterisk (*) indicates that number has been suppressed for student privacy and security reasons ([Privacy & Security Details](#)).

<u>Lodge Grass Elem</u>	<u>Lodge Grass 7-8</u>	\$36,000	Supplies and materials for professional development
			Title I conference travel
<u>Wyola Elem</u>	<u>Wyola School</u>	\$39,500	Attend math professional development conference
			Instructional Consultant monthly on-site support
			Purchase local assessment for progress monitoring
			Purchase math intervention with strong to moderate evidence
			Purchase professional development for Go Math!
			Reimbursement of travel to application workshop
			Reimbursement of travel to Fall and Spring School Leadership Team Trainings
			Supplies for a community literacy night
			<u>Wyola 7-8</u>
	Instructional Consultant monthly on-site support		
	Purchase local assessment for progress monitoring		
	Purchase math intervention with strong to moderate evidence		
	Purchase professional development for Go Math!		
	Reimbursement of travel to application workshop		
	Reimbursement of travel to Fall and Spring School Leadership Team Trainings		
	School Administrators of Montana Leaders Professional Learning Program		
	Supplies for a community literacy night		
	<u>Browning Elem</u>	<u>Babb School</u>	\$12,550
Math Consultant for monthly on-site support			
Reimbursement of travel to application workshop			
Reimbursement of travel to Fall and Spring School Leadership Team Trainings			
Stipends for professional development outside the contract day and Saturdays			
Supplies and resources for professional development			
<u>KW-VC Elementary</u>		\$12,550	Instructional Consultant monthly on-site support
			Math Consultant for monthly on-site support
			Reimbursement of travel to application workshop
			Reimbursement of travel to Fall and Spring School Leadership Team Trainings
			Stipends for professional development outside the contract day and Saturdays
<u>Napi School</u>		\$12,550	Instructional Consultant monthly on-site support
			Math Consultant for monthly on-site support
			Reimbursement of travel to application workshop
			Reimbursement of travel to Fall and Spring School Leadership Team Trainings
			Stipends for professional development outside the contract day and Saturdays
	Supplies and resources for professional development		
<u>Browning Middle School</u>	\$12,550	Instructional Consultant monthly on-site support	
		Math Consultant for monthly on-site support	
		Reimbursement of travel to application workshop	
		Reimbursement of travel to Fall and Spring School Leadership Team Trainings	

**Due to rounding, percentages on each page may not add up to 100%.
An asterisk (*) indicates that number has been suppressed for student privacy and security reasons ([Privacy & Security Details](#)).**

<u>Browning Elem</u>	<u>Browning Middle School</u>	\$12,550	Stipends for professional development outside the contract day and Saturdays Supplies and resources for professional development
	<u>Browning Elementary</u>	\$12,550	Instructional Consultant monthly on-site support Math Consultant for monthly on-site support Reimbursement of travel to application workshop Reimbursement of travel to Fall and Spring School Leadership Team Trainings Stipends for professional development outside the contract day and Saturdays Supplies and resources for professional development
<u>Browning H S</u>	<u>Browning High School</u>	\$34,550	Instructional Consultant monthly on-site support
			Math Consultant for monthly on-site support
			Purchase intervention with strong to moderate
			Reimbursement of travel to application workshop
			Reimbursement of travel to Fall and Spring School Leadership Team Trainings
<u>Dupuyer Elem</u>	<u>Dupuyer School</u>	\$34,000	Instructional Consultant monthly on-site support
			On-site Math Consultant Training
			Purchase interventions with strong to moderate evidence
			Purchase iReady professional development
			Purchase technology
			Reimbursement of travel to application workshop
			Reimbursement of travel to Fall and Spring School Leadership Team Trainings
Stipends for professional development outside the contract day			
<u>Victor K-12 Schools</u>	<u>Victor School</u>	\$49,000	Instructional Consultant monthly on-site support
			Materials and supplies for professional development
			Milepost Student Achievement
			Purchase interventions with strong to moderate evidence
			Reimbursement of travel to application workshop
			Reimbursement of travel to Fall and Spring School Leadership Team Trainings
			STAR 360
			Substitutes for administering SBAC Interim
<u>Poplar Elem</u>	<u>Poplar 5-6 School</u>	\$24,000	Instructional Consultant monthly on-site support
			Purchase books
			Reimbursement of travel to application workshop
			Reimbursement of travel to Fall and Spring School Leadership Team Trainings
	<u>Poplar School</u>	\$26,500	Instructional Consultant monthly on-site support
			Purchase books
			Reimbursement of travel to application workshop
			Reimbursement of travel to Fall and Spring School Leadership Team Trainings
	<u>Poplar 7-8</u>	\$24,000	Instructional Consultant monthly on-site support
			Purchase books
			Reimbursement of travel to application workshop
			Substitutes for professional development outside the contract day

Due to rounding, percentages on each page may not add up to 100%.

An asterisk (*) indicates that number has been suppressed for student privacy and security reasons ([Privacy & Security Details](#)).

<u>Poplar Elem</u>	<u>Poplar 7-8</u>	\$24,000	Reimbursement of travel to Fall and Spring School Leadership Team Trainings
			Substitutes for professional development outside the contract day
<u>Poplar H S</u>	<u>Poplar High School</u>	\$39,500	AdvancEd improvement services
			Instructional Consultant monthly on-site support
			Reimbursement of travel to application workshop
			Reimbursement of travel to Fall and Spring School Leadership Team Trainings
			School Administrators of Montana Leaders Professional Learning Program
<u>Wolf Point H S</u>	<u>Wolf Point High School</u>	\$54,000	ACT Aspire
			ACT Bootcamp
			EPI Yellowstone Credit Recovery
			Instructional Consultant monthly on-site support
			Reimbursement of travel to application workshop
			Reimbursement of travel to Fall and Spring School Leadership Team Trainings
			Tutor for lunch and after school
<u>Brockton Elem</u>	<u>Barbara Gilligan School</u>	\$14,750	Instructional Consultant monthly on-site support
			Purchase of intervention with strong to moderate evidence
			Reimbursement of travel to application workshop
			Reimbursement of travel to Fall and Spring School Leadership Team Trainings
			Stipends for professional development outside the contract day
	<u>Barbara Gilligan 7-8</u>	\$14,750	Substitutes for professional development during the contract day
			Instructional Consultant monthly on-site support
			Purchase of intervention with strong to moderate evidence
			Reimbursement of travel to application workshop
			Reimbursement of travel to Fall and Spring School Leadership Team Trainings
<u>Brockton H S</u>	<u>Brockton High School</u>	\$27,000	Stipends for professional development outside the contract day
			Substitutes for professional development during the contract day
			Instructional Consultant monthly on-site support
			On-site Math Consultant Training
			Purchase of intervention with strong to moderate evidence
			Reimbursement of travel to application workshop
<u>Lame Deer Elem</u>	<u>Lame Deer School</u>	\$28,500	Reimbursement of travel to Fall and Spring School Leadership Team Trainings
			Reimbursement of travel to application workshop
			Purchase Saxon Math curriculum
			Instructional Consultant monthly on-site support
	<u>Lame Deer 7-8</u>	\$28,500	Reimbursement of travel to Fall and Spring School Leadership Team Trainings
			Reimbursement of travel to application workshop
			Purchase Saxon Math curriculum

**Due to rounding, percentages on each page may not add up to 100%.
An asterisk (*) indicates that number has been suppressed for student privacy and security reasons (Privacy & Security Details).**

<u>Ashland Elem</u>	<u>Ashland School</u>	\$43,250	Instructional Consultant monthly on-site support
			Purchase interventions with strong to moderate evidence
			Reimbursement of travel to application workshop
			Reimbursement of travel to Fall and Spring School Leadership Team Trainings
			Substitutes for professional development outside the contract day
			Supplies and materials
<u>Ashland 7-8</u>	<u>Ashland 7-8</u>	\$42,000	Instructional Consultant monthly on-site support
			Purchase interventions with strong to moderate evidence
			Reimbursement of travel to application workshop
			Reimbursement of travel to Fall and Spring School Leadership Team Trainings
			Substitutes for professional development outside the contract day
			Supplies and materials
<u>Absarokee H S</u>	<u>Absarokee High School</u>	\$31,500	Additional Teacher Aide
			Instructional Consultant monthly on-site support
			Professional development supplies and materials
			Reimbursement of travel to application workshop
			Reimbursement of travel to Fall and Spring School Leadership Team Trainings
			Summer School Teacher
<u>Frazer H S</u>	<u>Frazer High School</u>	\$44,000	ACT Online Support
			Instructional Consultant monthly on-site support
			Math Curriculum
			On-site Math Consultant Training
			Reimbursement of travel to application workshop
			Reimbursement of travel to Fall and Spring School Leadership Team Trainings
			SBAC Interim Assessment supplies and materials
			Stipends for meetings outside contract day
<u>Lodge Grass H S</u>	<u>Lodge Grass High School</u>	\$52,000	Instructional Consultant monthly on-site support
			On-site Math Consultant Training
			Reimbursement of travel to application workshop
			Reimbursement of travel to Fall and Spring School Leadership Team Trainings
			Substitutes for professional development during the contract day
			Supplies and materials for professional development
<u>Yellowstone Academy Elem</u>	<u>Yellowstone Academy 7-8</u>	\$34,000	Instructional Consultant monthly on-site support
			On-site Math Consultant Training
			Reimbursement of travel to application workshop
			Reimbursement of travel to Fall and Spring School Leadership Team Trainings
<u>Rocky Boy Elem</u>	<u>Rocky Boy School</u>	\$23,500	Instructional Consultant monthly on-site support
			Reimbursement of travel to application workshop
			Reimbursement of travel to Fall and Spring School Leadership Team Trainings
			Substitutes for professional development during the contract day
	<u>Rocky Boy 7-8</u>	\$23,500	Instructional Consultant monthly on-site support
			Reimbursement of travel to application workshop

**Due to rounding, percentages on each page may not add up to 100%.
An asterisk (*) indicates that number has been suppressed for student privacy and security reasons (Privacy & Security Details).**

<u>Rocky Boy Elem</u>	<u>Rocky Boy 7-8</u>	\$23,500	Reimbursement of travel to Fall and Spring School Leadership Team Trainings Substitutes for professional development during the contract day
<u>Hays-Lodge Pole K-12 Schls</u>	<u>Lodge Pole School</u>	\$23,000	Instructional Consultant monthly on-site support
			On-site Math Consultant Training
			Professional development on direct instruction
			Purchase local assessments for progress monitoring
			Purchase materials and supplies for professional development
			Reimbursement of travel to application workshop
	<u>Hays-Lodge Pole High Sch</u>	\$23,000	Reimbursement of travel to Fall and Spring School Leadership Team Trainings
			Instructional Consultant monthly on-site support
			On-site Math Consultant Training
<u>Hays-Lodge Pole 7-8</u>	\$23,000	Professional development on direct instruction	
		Purchase local assessments for progress monitoring	
		Purchase materials and supplies for professional development	
		Reimbursement of travel to application workshop	
		Reimbursement of travel to Fall and Spring School Leadership Team Trainings	
		Instructional Consultant monthly on-site support	
<u>Plenty Coups H S</u>	<u>Plenty Coups High School</u>	\$37,000	On-site Math Consultant Training
			Purchase interventions with strong to moderate evidence
			Reimbursement of travel to application workshop
			Reimbursement of travel to Fall and Spring School Leadership Team Trainings
			School Administrators of Montana Leaders Professional Learning Program
<u>Heart Butte K-12 Schools</u>	<u>Heart Butte Elementary</u>	\$20,500	Substitutes for professional development outside the contract day
			Instructional Consultant monthly on-site support
			On-site Math Consultant Training
			Reimbursement of travel to application workshop
	<u>Heart Butte High School</u>	\$20,500	Reimbursement of travel to Fall and Spring School Leadership Team Trainings
			Substitutes for professional development outside the contract day
			Instructional Consultant monthly on-site support
			On-site Math Consultant Training
			Reimbursement of travel to application workshop
<u>Heart Butte 6-8</u>	\$18,000	Reimbursement of travel to Fall and Spring School Leadership Team Trainings	
		Instructional Consultant monthly on-site support	

**Due to rounding, percentages on each page may not add up to 100%.
An asterisk (*) indicates that number has been suppressed for student privacy and security reasons (Privacy & Security Details).**

<u>Heart Butte K-12 Schools</u>	<u>Heart Butte 6-8</u>	\$18,000	Reimbursement of travel to application workshop
			Reimbursement of travel to Fall and Spring School Leadership Team Trainings
			Substitutes for professional development outside the contract day
<u>Rocky Boy H S</u>	<u>Rocky Boy High School</u>	\$58,500	Instructional Consultant monthly on-site support
			Reimbursement of travel to application workshop
			Reimbursement of travel to Fall and Spring School Leadership Team Trainings
			School Administrators of Montana Leaders Professional Learning Program
<u>Lame Deer H S</u>	<u>Lame Deer High School</u>	\$69,500	Instructional Consultant monthly on-site support
			On-site Math Consultant Training
			Reimbursement of travel to application workshop
			Reimbursement of travel to Fall and Spring School Leadership Team Trainings
			School Administrators of Montana Leaders Professional Learning Program

National Assessment of Educational Progress (NAEP)

			Below Basic	Basic	Proficient	Advanced
All Students						
All Students	Math Grade 4	Montana	17%	42%	35%	6%
		National	21%	39%	32%	8%
	Math Grade 8	Montana	24%	39%	29%	8%
		National	31%	36%	24%	10%
	Reading Grade 4	Montana	30%	32%	30%	8%
		National	33%	31%	27%	9%
	Reading Grade 8	Montana	21%	44%	32%	3%
		National	25%	41%	31%	4%
Race/Ethnicity						
Hispanic	Math Grade 4	Montana	25%	50%	23%	2%
		National	30%	44%	23%	3%
	Math Grade 8	Montana	37%	40%	20%	3%
		National	43%	37%	16%	3%
	Reading Grade 4	Montana	30%	33%	28%	8%
		National	46%	32%	18%	4%
	Reading Grade 8	Montana	28%	47%	24%	1%
		National	34%	44%	21%	1%
American Indian or Alaskan Native	Math Grade 4	Montana	43%	44%	12%	0%
		National	31%	44%	22%	3%
	Math Grade 8	Montana	52%	34%	13%	1%
		National	43%	38%	15%	4%
	Reading Grade 4	Montana	58%	29%	10%	3%

Due to rounding, percentages on each page may not add up to 100%.

An asterisk (*) indicates that number has been suppressed for student privacy and security reasons ([Privacy & Security Details](#)).

American Indian or Alaskan Native	Reading Grade 4	National	51%	28%	18%	3%
	Reading Grade 8	Montana	43%	43%	14%	0%
		National	37%	42%	20%	1%
Asian	Math Grade 4	Montana	0%	0%	0%	0%
		National	8%	25%	41%	26%
	Math Grade 8	Montana	0%	0%	0%	0%
		National	12%	24%	32%	32%
	Reading Grade 4	Montana	0%	0%	0%	0%
		National	16%	25%	36%	22%
	Reading Grade 8	Montana	0%	0%	0%	0%
		National	13%	30%	45%	12%
Black or African American	Math Grade 4	Montana	0%	0%	0%	0%
		National	37%	44%	17%	2%
	Math Grade 8	Montana	0%	0%	0%	0%
		National	53%	34%	11%	2%
	Reading Grade 4	Montana	0%	0%	0%	0%
		National	50%	31%	16%	3%
	Reading Grade 8	Montana	0%	0%	0%	0%
		National	41%	42%	16%	1%
Native Hawaiian or Other Pacific Islander	Math Grade 4	Montana	0%	0%	0%	0%
		National	30%	43%	23%	4%
	Math Grade 8	Montana	0%	0%	0%	0%
		National	38%	39%	18%	5%
	Reading Grade 4	Montana	0%	0%	0%	0%
		National	44%	30%	22%	4%
	Reading Grade 8	Montana	0%	0%	0%	0%
		National	36%	41%	21%	2%
White	Math Grade 4	Montana	13%	41%	40%	7%
		National	12%	37%	40%	11%
	Math Grade 8	Montana	19%	39%	33%	9%
		National	20%	37%	30%	13%
	Reading Grade 4	Montana	26%	33%	33%	9%
		National	22%	32%	34%	12%
	Reading Grade 8	Montana	17%	44%	35%	3%
		National	17%	40%	39%	5%
Multi-Racial	Math Grade 4	Montana	18%	45%	31%	6%
		National	16%	39%	34%	10%

Due to rounding, percentages on each page may not add up to 100%.

An asterisk (*) indicates that number has been suppressed for student privacy and security reasons ([Privacy & Security Details](#)).

Multi-Racial	Math Grade 8	Montana	40%	39%	18%	4%	
		National	28%	36%	24%	12%	
	Reading Grade 4	Montana	36%	29%	30%	5%	
		National	28%	32%	29%	11%	
	Reading Grade 8	Montana	26%	47%	25%	2%	
		National	20%	41%	35%	5%	
Gender							
Female	Math Grade 4	Montana	17%	43%	35%	5%	
		National	21%	42%	31%	7%	
	Math Grade 8	Montana	24%	39%	29%	7%	
		National	31%	37%	24%	9%	
	Reading Grade 4	Montana	29%	32%	30%	9%	
		National	30%	32%	28%	10%	
	Reading Grade 8	Montana	15%	42%	38%	5%	
		National	20%	40%	35%	5%	
	Male	Math Grade 4	Montana	17%	40%	36%	7%
			National	21%	37%	32%	9%
Math Grade 8		Montana	24%	38%	30%	8%	
		National	31%	34%	23%	11%	
Reading Grade 4		Montana	32%	32%	29%	7%	
		National	36%	30%	25%	8%	
Reading Grade 8		Montana	26%	46%	27%	1%	
		National	29%	41%	27%	3%	
English Learner							
Yes		Math Grade 4	Montana	59%	37%	4%	0%
	National		47%	39%	13%	2%	
	Math Grade 8	Montana	0%	0%	0%	0%	
		National	71%	23%	5%	1%	
	Reading Grade 4	Montana	79%	14%	7%	0%	
		National	68%	23%	8%	1%	
	Reading Grade 8	Montana	0%	0%	0%	0%	
		National	68%	27%	5%	0%	
	No	Math Grade 4	Montana	16%	42%	36%	6%
			National	18%	39%	34%	9%
Math Grade 8		Montana	23%	39%	30%	8%	
		National	28%	36%	25%	10%	
Reading Grade 4		Montana	29%	33%	30%	8%	

Due to rounding, percentages on each page may not add up to 100%.

An asterisk (*) indicates that number has been suppressed for student privacy and security reasons ([Privacy & Security Details](#)).

No	Reading Grade 4	National	29%	32%	29%	10%	
	Reading Grade 8	Montana	20%	44%	33%	3%	
		National	22%	41%	33%	4%	
Students With Disability							
Yes	Math Grade 4	Montana	51%	37%	11%	1%	
		National	55%	31%	12%	2%	
	Math Grade 8	Montana	72%	22%	5%	1%	
		National	74%	20%	5%	1%	
	Reading Grade 4	Montana	77%	14%	8%	1%	
		National	71%	18%	9%	2%	
	Reading Grade 8	Montana	64%	32%	4%	0%	
		National	66%	27%	7%	0%	
	No	Math Grade 4	Montana	13%	42%	39%	7%
			National	16%	41%	34%	9%
		Math Grade 8	Montana	18%	41%	33%	9%
			National	26%	37%	26%	11%
Reading Grade 4		Montana	24%	34%	33%	9%	
		National	28%	33%	29%	10%	
Reading Grade 8		Montana	15%	46%	36%	3%	
		National	20%	42%	34%	4%	
Economic Disadvantage							
Yes		Math Grade 4	Montana	25%	45%	27%	3%
			National	31%	44%	22%	3%
		Math Grade 8	Montana	16%	38%	35%	11%
	National		45%	37%	15%	3%	
	Reading Grade 4	Montana	43%	32%	21%	5%	
		National	46%	32%	18%	3%	
	Reading Grade 8	Montana	29%	46%	24%	1%	
		National	36%	43%	20%	1%	
	No	Math Grade 4	Montana	9%	38%	44%	9%
			National	9%	33%	43%	14%
		Math Grade 8	Montana	35%	40%	21%	4%
			National	17%	34%	32%	16%
Reading Grade 4		Montana	18%	32%	38%	11%	
		National	18%	30%	37%	15%	
Reading Grade 8		Montana	15%	42%	39%	4%	
		National	14%	38%	42%	7%	

Due to rounding, percentages on each page may not add up to 100%.

An asterisk (*) indicates that number has been suppressed for student privacy and security reasons ([Privacy & Security Details](#)).