

2017-18 School Report Card



Kessler Elementary School

2420 Choteau Street
Helena, MT 59601

Grades Served: PK-5
Student Enrollment: 265

Montana Accountability System

As required under the Every Student Succeeds Act (ESSA), Montana developed an accountability system to meaningfully differentiate schools by the support needed.

Schools are identified as one of the following:

- Comprehensive Support & Improvement (CSI) Schools
- Targeted Support & Improvement (TSI) Schools
- Universal Support Schools

[Click here for more detail about Accountability](#)

School Identification

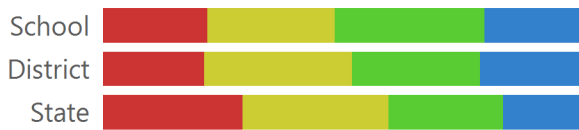
Universal Support

Report Card Definitions & Methodology

Due to rounding, percentages on each page may not add up to 100%. An asterisk (*) indicates this number has been suppressed for student privacy and security reasons (Privacy & Security Details).

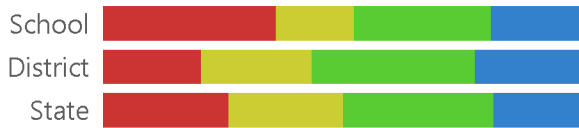
Student Achievement Scores

Mathematics



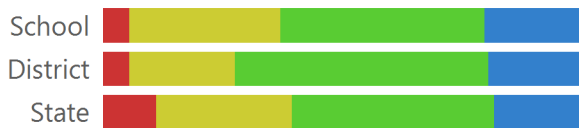
	Novice	Nearing Proficient	Proficient	Advanced
School	22%	27%	31%	20%
District	21%	31%	27%	21%
State	29%	30%	24%	17%

Reading



	Novice	Nearing Proficient	Proficient	Advanced
School	36%	16%	29%	19%
District	20%	23%	34%	22%
State	26%	24%	31%	19%

Science



	Novice	Nearing Proficient	Proficient	Advanced
School	6%	31%	43%	20%
District	5%	22%	53%	20%
State	11%	28%	42%	18%

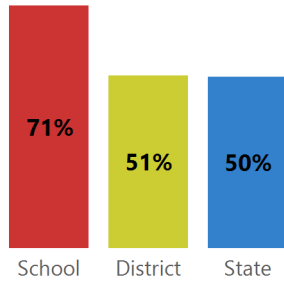
■ Novice
 ■ Nearing Proficient
 ■ Proficient
 ■ Advanced

[Click here for more detail about Student Achievement](#)

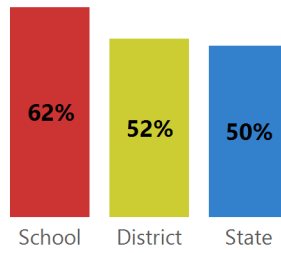
Due to rounding, percentages on each page may not add up to 100%. An asterisk (*) indicates this number has been suppressed for student privacy and security reasons (Privacy & Security Details).

Student Achievement Progress Scores

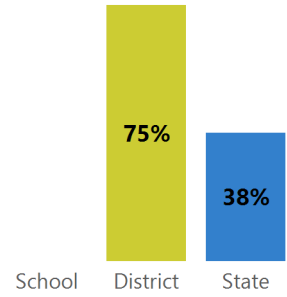
% of students showing progress in Reading



% of students showing progress in Mathematics



% of English Learners showing progress toward English proficiency

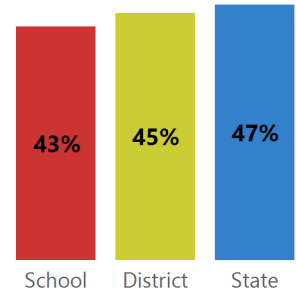


English Learners

# English Learners	*
% Achieved Proficiency	*
% Students Showing Progress on the EL Assessment	*

School Attendance

% of students with at least 95% attendance for the entire school year



Educator Qualifications

[Click here for details on Educator Qualifications \(inexperienced educators, emergency provisional licenses, educators working out of field\)](#)

School Quality, Climate, and Safety

Source: Civil Rights Data Collection as published by the US Department of Education Office of Civil Rights.

An asterisk (*) indicates this number has been suppressed for student privacy and security reasons ([Privacy & Security Details](#)).

[Click here for details on Montana Civil Rights Data Collection](#)

School Finance

Data on school level expenditures for 2017-18 was not required to be reported. School level expenditures for 2018-19 will be reported on the 2018-19 Report Card.

Due to rounding, percentages on each page may not add up to 100%.
 An asterisk (*) indicates this number has been suppressed for student privacy and security reasons ([Privacy & Security Details](#)).