

2017-18 School Report Card



Helena High School

1300 Billings Avenue
Helena, MT 59601

Grades Served: 9-12
Student Enrollment: 1,523

Montana Accountability System

As required under the Every Student Succeeds Act (ESSA), Montana developed an accountability system to meaningfully differentiate schools by the support needed.

Schools are identified as one of the following:

- Comprehensive Support & Improvement (CSI) Schools
- Targeted Support & Improvement (TSI) Schools
- Universal Support Schools

[Click here for more detail about Accountability](#)

School Identification

Targeted Support

The school is identified as Targeted for American Indian students having a graduation rate of less than 67%. In addition, the school is identified for Economically Disadvantaged students having low proficiency rates on the statewide assessment in reading at 25% and mathematics at 15%.

[Report Card Definitions & Methodology](#)

Due to rounding, percentages on each page may not add up to 100%. An asterisk (*) indicates this number has been suppressed for student privacy and security reasons ([Privacy & Security Details](#)).

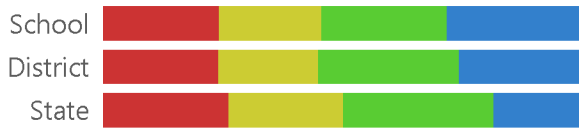
Student Achievement Scores

Mathematics



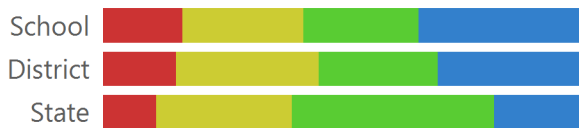
	Novice	Nearing Proficient	Proficient	Advanced
School	32%	31%	19%	18%
District	31%	30%	19%	20%
State	29%	30%	24%	17%

Reading



	Novice	Nearing Proficient	Proficient	Advanced
School	24%	21%	26%	28%
District	24%	21%	29%	26%
State	26%	24%	31%	19%

Science



	Novice	Nearing Proficient	Proficient	Advanced
School	17%	25%	24%	34%
District	15%	30%	25%	30%
State	11%	28%	42%	18%

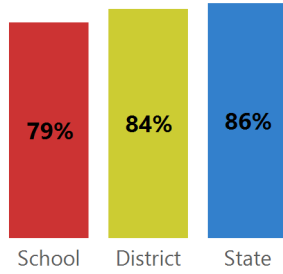
■ Novice
 ■ Nearing Proficient
 ■ Proficient
 ■ Advanced

[Click here for more detail about Student Achievement](#)

Due to rounding, percentages on each page may not add up to 100%. An asterisk (*) indicates this number has been suppressed for student privacy and security reasons ([Privacy & Security Details](#)).

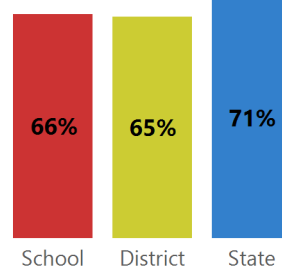
Student Achievement Progress Scores

% of students graduating high school in four years



[Click for more information](#)

% of students who are college or career ready



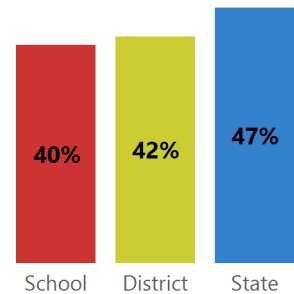
[Click for more information](#)

English Learners

# English Learners	2
% Achieved Proficiency	0 %
% Students Showing Progress on the EL Assessment	*

School Attendance

% of students with at least 95% attendance for the entire school year



Educator Qualifications

[Click here for details on Educator Qualifications \(inexperienced educators, emergency provisional licenses, educators working out of field\)](#)

School Quality, Climate, and Safety

Source: Civil Rights Data Collection as published by the US Department of Education Office of Civil Rights.

An asterisk (*) indicates this number has been suppressed for student privacy and security reasons ([Privacy & Security Details](#)).

[Click here for details on Montana Civil Rights Data Collection](#)

School Finance

Data on school level expenditures for 2017-18 was not required to be reported. School level expenditures for 2018-19 will be reported on the 2018-19 Report Card.

Due to rounding, percentages on each page may not add up to 100%.
 An asterisk (*) indicates this number has been suppressed for student privacy and security reasons ([Privacy & Security Details](#)).