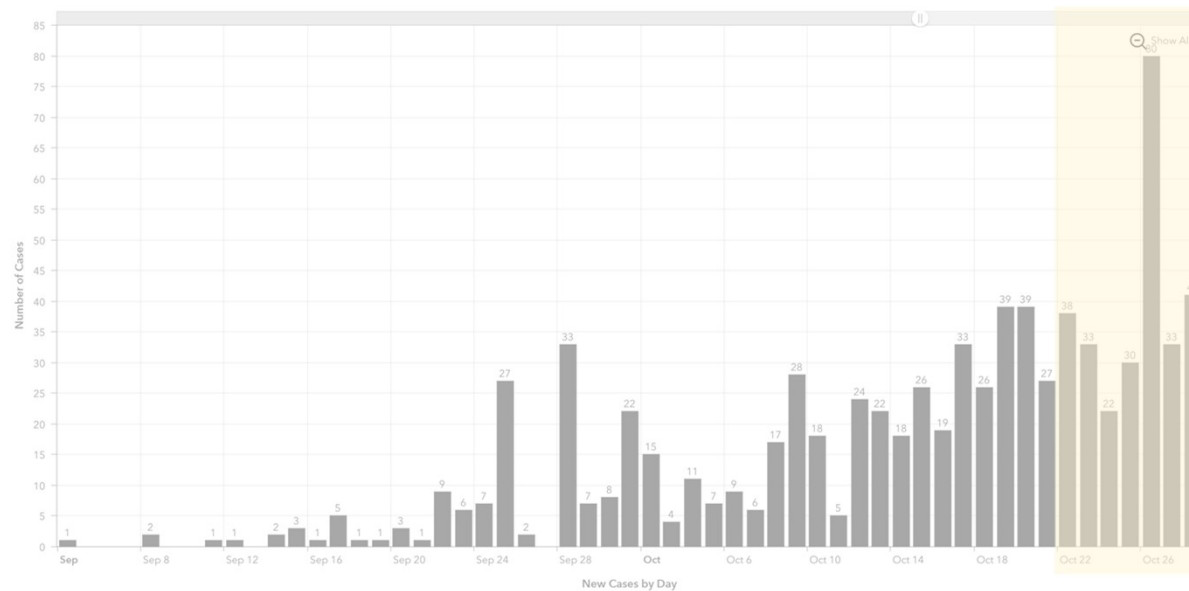




Weekly Report: Monitored Health Indicators  
 October 30, 2020: (10/23 to 10/29)



*Note: Data run on a Friday to Thursday cycle. Composite data is reported on Friday but reflects totals from the seven previous days. Positive cases reported on a given day reflect testing results compiled from the previous day.*

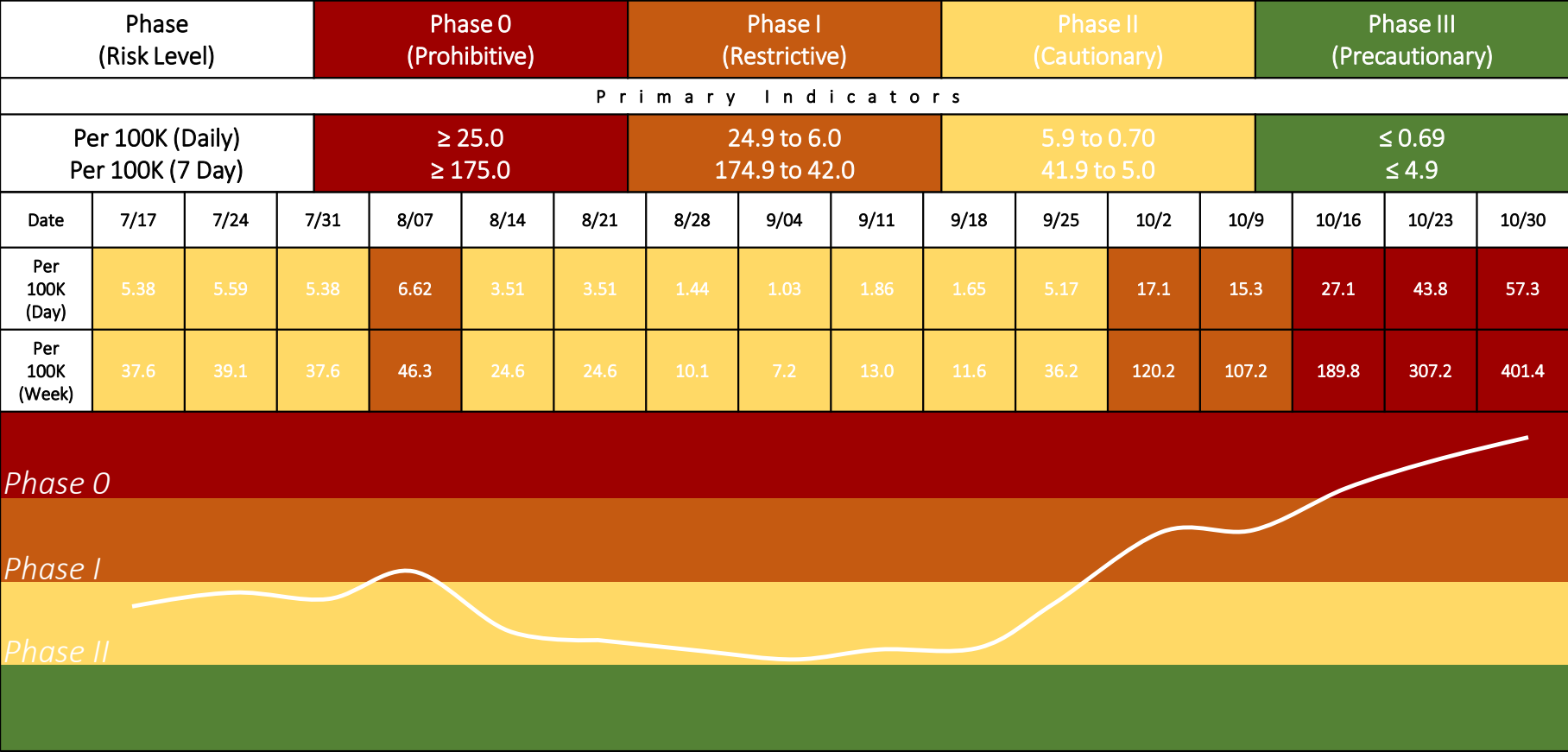
## Local Health Indicators: Weekly Data

	7/24	7/31	8/07	8/14	8/21	8/28	9/04	9/11	9/18	9/25	10/2	10/9	10/16	10/23	10/30
Positive county cases per day	3.8 (avg)	3.7 (avg)	4.5 (avg)	2.4 (avg)	2.4 (avg)	1.0 (avg)	0.7 (avg)	1.2 (avg)	1.1 (avg)	3.5 (avg)	11.8 (avg)	10.5 (avg)	18.7 (avg)	30.2 (avg)	39.5 (avg)
Positive county cases per day (per 100,000)	5.59	5.38	6.62	3.51	3.51	1.44	1.03	1.86	1.65	5.17	17.1	15.3	27.1	43.8	57.3
Positive county cases per week	27	26	32	17	17	7	5	9	8	25	83	74	131	212	277
Positive county cases per week (per 100,000)	39.1	37.6	46.3	24.6	24.6	10.1	7.2	13.0	11.6	36.2	120.2	107.2	189.8	307.2	401.4
Positivity rate for week*	1.3%	2.6%	1.7%	1.5%	1.6%	1.2%	0.9%	2.3%	3.6%	4.2%	7.5%	8.3%	19.0%	25.2%	TBD
Two-week trend in positive county cases	↑ (53)	↑ (53)	↑ (58)	↓ (49)	↓ (34)	↓ (24)	↓ (12)	↑ (14)	↑ (17)	↑ (23)	↑ (108)	↑ (157)	↑ (205)	↑ (343)	↑ (489)
Active county cases	93	53	53	55	44	40	14	10	17	41	124	152	276	483	743
Active county case ratio	1:746	1:1302	1:1302	1:1254	1:1568	1:1725	1:4928	1:6900	1:4058	1:1682	1:556	1:453	1:250	1:142	1:92
County Infection Rate	0.98	0.90	0.82	0.77	0.77	0.83	0.95	1.15	1.40	1.40	1.20	1.18	1.25	1.26	TBD

- Trending Negatively
- Trending Positively
- No Distinguishable Trend

*Note: Data is derived from weekly data updated provided by [Lewis & Clark Public Health](#)  
Data recorded Friday to Thursday, capturing positive cases from the day prior.*

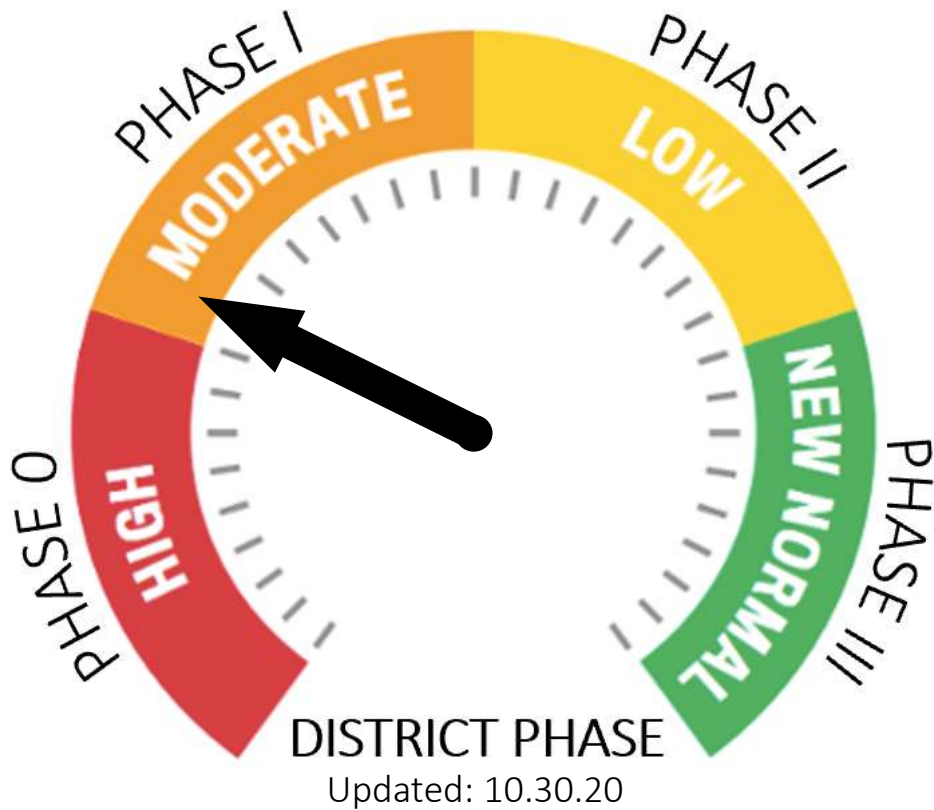
Primary Indicators



## Secondary Indicators

Phase (Risk Level)	Phase 0 (Prohibitive)	Phase I (Restrictive)	Phase II (Cautionary)	Phase III (Precautionary)
S e c o n d a r y I n d i c a t o r s				
Active Case Ratio Thresholds	1:350 or less	1:351 to 1:2000	1:2001 to 1:4000	1:4001 or more
Actual (10/30)	The active case ratio is currently 1:92			
Positivity Rates (7 Day)	≥ 10.0%	9.9% to 6%	5.9% to 2.0%	≤ 1.9
Actual (10/20)	The most recently reported positivity rate for Lewis & Clark County was most recently measured at 19.0%			
Local Hospital Capacity*	at/above 100% utilization	99% to 90% utilization	89% to 70% utilization	at/below 69% utilization
Actual (10/29)	St. Peters Health was most recently listed as being “at/above 90% utilization” as of the 10/29 DPHHS report			
Active Case Trend (14 Day)	Is the general active case trend increasing or decreasing?			
Actual (10/30)	With 743 active cases as of 10/30, Lewis & Clark County has nearly doubled our active cases for each of the last four consecutive weeks			
School Associated Cases (7 Day)	How active are school-associated cases? Are school associated cases increasing or decreasing?			
Actual (10/30)	School associated cases increased this week with 23 new cases reported since Friday, 10/23. This represents our largest single week increase to date.			

\*Based on DPHHS Report: COVID-19 Hospital Capacity Status Report ([link](#))



10/30/20: The Helena Public Schools remain in Phase I for the time-being. No anticipated changes are being recommended for next week.



### *Data-Informed Decisions*

Current health conditions indicate wide-spread virus transmission across Lewis & Clark County. Our primary indicators and several secondary indicators are currently within the Phase 0 thresholds. School-associated cases have been continually confirmed for six consecutive weeks reaching an all-time high this week with 25 reported/confirmed since last Friday, 10/23.



### *Professional Insights*

While concerned about the degree of virus transmission within our community, health partners cite that our Helena Public Schools are not a source of active virus transmission. Health partners remain confident and encouraging of our health/safety practices including in-school contact tracing, universal masking, and physical distancing to the greatest extent possible.