

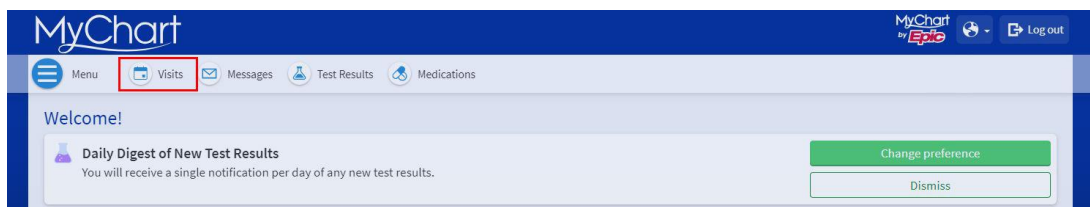
Wellness Screening Appointment Scheduling In MyChart

- 1.) Log into MyChart or create an account by clicking this link: <https://mychart.sclhealth.org/CCMyChart/signup>

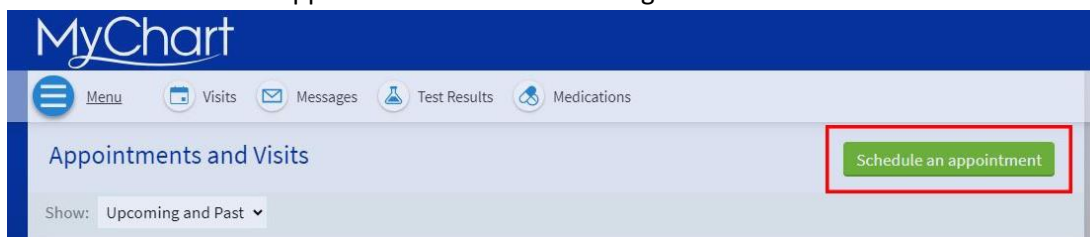
OR Download the MyChart app →



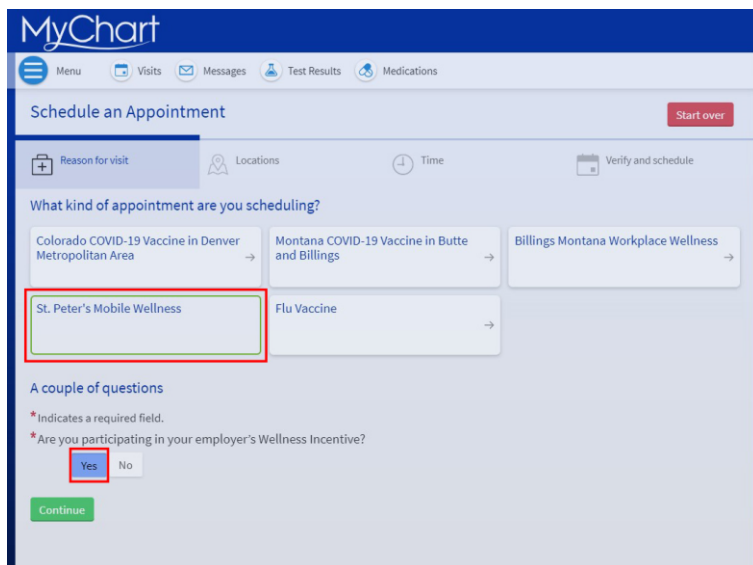
- 2.) Go to “Visits”



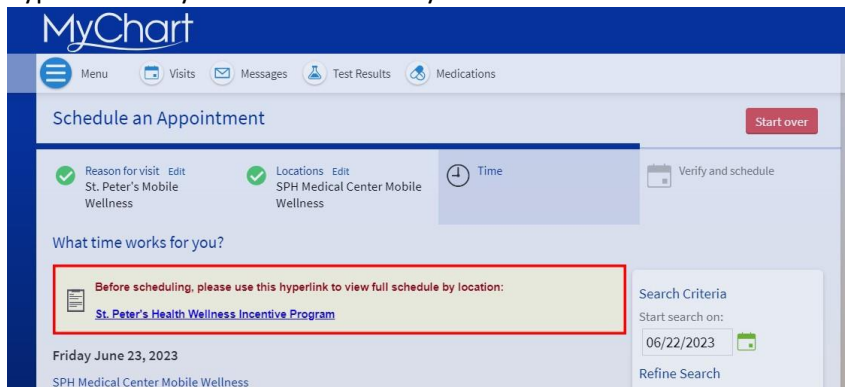
- 3.) Click the “Schedule an appointment” button on the right.



- 4.) Select “St. Peters Mobile Wellness” as the reason for scheduling.



- 5.) Answer “Yes” for the question “Are you participating in your employers Wellness Incentive”
- 6.) **IMPORTANT:** Wellness is a mobile department and changes locations frequently. Before scheduling, click on the hyperlink in MyChart to find the day and time that Wellness will be at your preferred screening location.



Only schedule a flu shot if that's the only service you need

- 7.) Select your appointment day and time based off the location you prefer.
Call Wellness Services at 444-2128 or email wellness@sphealth.org with any questions.