

# Wellness Screening Appointment Scheduling In MyChart

- 1.) Log into MyChart or create an account by clicking this link: <https://mychart.sclhealth.org/CCMyChart/signup>

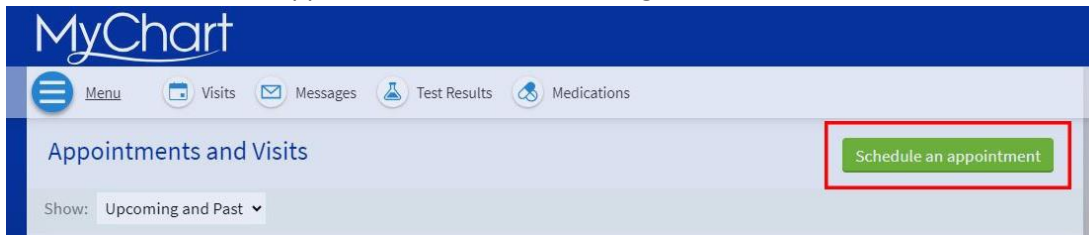
OR Download the MyChart app →



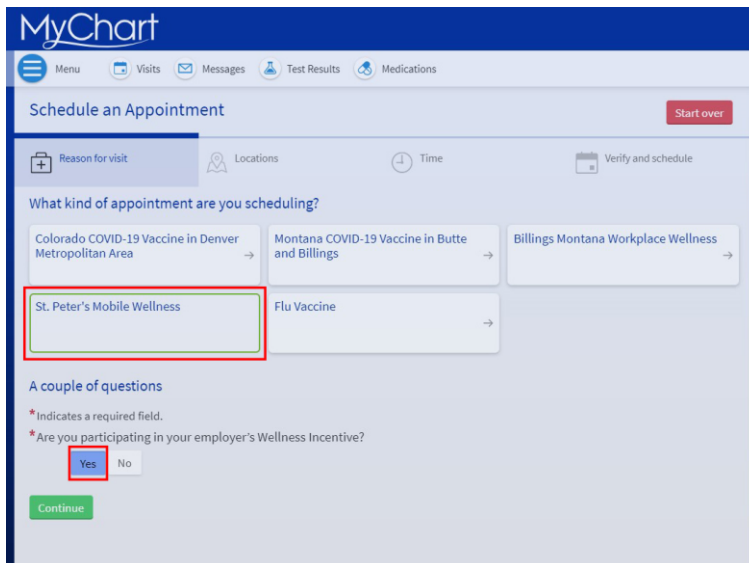
- 2.) Go to “Visits”



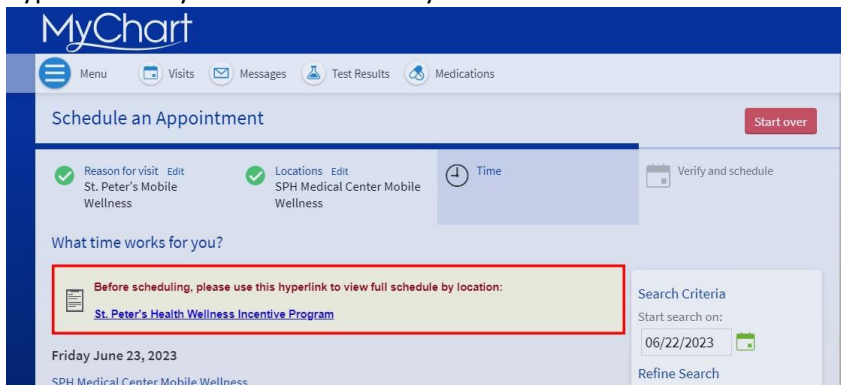
- 3.) Click the “Schedule an appointment” button on the right.



- 4.) Select “St. Peters Mobile Wellness” as the reason for scheduling.



- 5.) Answer “Yes” for the question “Are you participating in your employers Wellness Incentive?”
- 6.) **IMPORTANT:** Wellness is a mobile department and changes locations frequently. Before scheduling, click on the hyperlink in MyChart to find the day and time that Wellness will be at your preferred screening location.



- 7.) Select your preferred location/school for your appointment. Then select a time. Call Wellness Services at 444-2128 or email [wellness@sphealth.org](mailto:wellness@sphealth.org) with any questions.