



**Board of Trustees  
Budget and Finance Committee**

November 11<sup>th</sup>, 2025 – 12:00 p.m.

Lincoln Center

1325 Poplar St., Helena, MT 59601

and via TEAMS

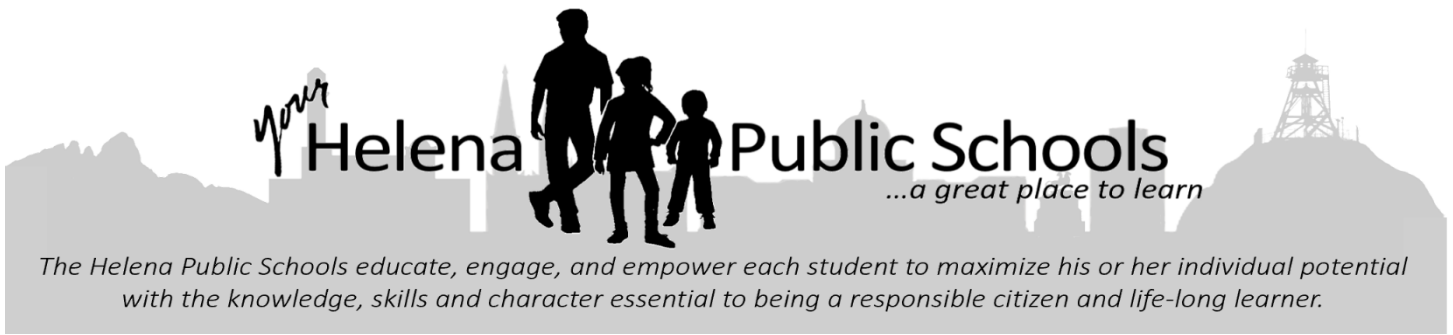
Members of the public are able to attend remotely by clicking here:

**[Join the meeting now](#)**

---

**AGENDA**

- I. CALL TO ORDER / INTRODUCTIONS
- II. **GENERAL PUBLIC COMMENT:** *This is the time for comment on public matters that are not on the agenda. Public matters do not include any pending legal matters, private personnel issues or private student issues. Please do not attempt to address such issues at this time or you will be ruled out of order. The Board cannot enter into a discussion during General Public Comment.*
- III. REVIEW OF AGENDA
- IV. REVIEW OF THE 10.14.25 BUDGET AND FINANCE COMMITTEE MINUTES
- V. ITEMS FOR INFORMATION/DISCUSSION
  - A. Budget to Actual Reports
  - B. Interlocal Fund Financial Activity
  - C. Moody's Bond Rating Update
  - D. Enrollment Update
- VI. BOARD/SUPERINTENDENT COMMENTS
- VII. ADJOURNMENT



## **Board of Trustees**

### **Budget and Finance Committee**

Lincoln Center  
And via Microsoft Teams  
Tuesday, October 14<sup>th</sup>, 2025  
12:00pm

---

## **MINUTES**

### **ATTENDEES**

#### **Trustees:**

Janet Armstrong, Committee Chair  
Jenny Murnane Butcher, Committee Member

#### **Others:**

Rex Weltz, Superintendent  
Jane Shawn, HEA President  
Keri Mizell, Human Resources Director  
Janelle Mickelson, Business Director  
Candice Delvaux, Executive Assistant  
Gary Myers, Director of Educational Technology  
Lona Carter, Student Health Services & Special Education Director  
Josh McKay, Assistant Superintendent 6-12  
Justine Alberts, Assistant Superintendent PreK-5  
Taylor Lassiter, Communications Specialist  
Bridget Ekstrom, Managing Director and Finance Banker, D.A. Davidson  
Bill Herbolich, Guest of the Public

### **I. CALL TO ORDER/INTRODUCTIONS**

The meeting was called to order at 12:03 p.m. by Trustee Janet Armstrong. Following the call to order, members of the Budget and Finance Committee and other attendees introduced themselves.

## **II. GENERAL PUBLIC COMMENT**

There was no general public comment.

## **III. REVIEW OF AGENDA**

No changes were made to the agenda.

## **IV. REVIEW OF MINUTES**

The committee reviewed and accepted the 9.9.25 Budget and Finance Committee Meeting Minutes.

## **V. ITEMS FOR INFORMATION/DISCUSSION**

### **A. Budget to Actual Reports**

The Budget and Finance Committee reviewed the current Budget-to-Actual reports. Ms. Mickelson provided a thorough overview of both the Elementary and High School General Fund budgets. She noted that the Para Professional Salaries fund in the Elementary General Fund is projected to decrease; and this area remains a potential concern, as it may exceed budgeted amounts. Ms. Mickelson, along with Mr. McKay, Assistant Superintendent 6-12, explained that predicting the need for additional para professionals is challenging. Budget estimates are based on the prior year, but increased demand may result in overages.

Ms. Mickelson also highlighted the Substitute Service Worker fund in the Elementary General Fund, which reflects overtime expenses for custodians due to current staffing shortages of nine to ten positions. She reported that the High School General Fund is trending favorably. Comparatively, at this time last year, the Elementary General Fund had 14.2% of the budget remaining; this year, it is at 13.1%. The High School General Fund had 18.3% remaining last year and currently stands at 20.6%.

The committee engaged in discussion regarding the Kinder Sprouts program, fall enrollment figures, and the Major Equipment and Construction Fund. Ms. Mickelson addressed questions from the committee regarding the financial information presented.

### **B. Interlocal Fund Financial Activity**

The Budget and Finance Committee reviewed the financial activity report for the Interlocal Fund. Ms. Mickelson noted that additional expenditures are anticipated for technology, curriculum, and Special Education, primarily related to bridge funding for

CSCT, which will draw from the Interlocal Fund and reduce its balance. She addressed questions from the committee regarding the information presented.

**C. Bond Finance Timeline**

Ms. Bridget Ekstrom, Managing Director and Finance Banker with D.A. Davidson, presented an overview of the Bond Finance Timeline to the committee. She summarized the prior Bond Finance Committee meeting, reviewed the official statement and trustee financial summaries, and outlined key dates for the bond issuance process. Ms. Ekstrom highlighted the significance of the district's A1 credit rating in securing favorable borrowing rates and explained the potential use of bond insurance to improve the rating further. The committee was briefed on upcoming steps, including rating meetings, offering materials, and the official bond offering period on November 20th, with bond proceeds expected by December 18th. Ms. Ekstrom addressed questions from the committee throughout the presentation.

**VI. BOARD/SUPERINTENDENT COMMENTS**

There were no board or superintendent comments.

**VII. ADJOURNMENT**

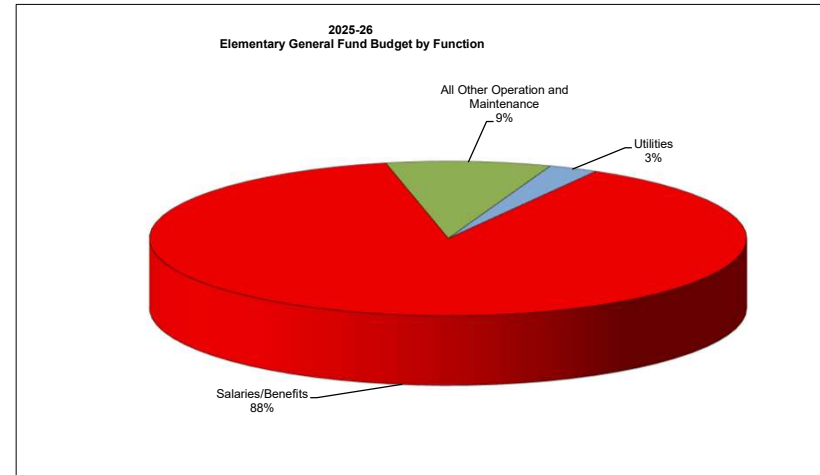
Budget and Finance Committee Chair Janet Armstrong adjourned the meeting at 12:55 p.m.

**HELENA SCHOOL DISTRICT NO. 1  
FINANCIAL REPORT FOR OCTOBER 2025  
ELEMENTARY GENERAL FUND**

Account	Beginning	Annual Budget (after transfers & amendments)	Year-to-Date Expended & Encumbered	Budget	% Budget
Description	Budget		Balance	Left	
Administrative Salaries	\$ 2,379,990	\$ 2,379,990	\$ 2,280,965	\$ 99,025	4.2%
Educator Salaries	24,619,082	24,619,082	24,438,052	\$ 181,030	0.7%
Professional Salaries	3,070,703	3,070,703	3,087,432	\$ (16,728)	-0.5%
Technical Salaries	1,647,471	1,647,471	1,432,391	\$ 215,079	13.1%
Clerical Salaries	1,201,534	1,201,534	1,216,437	\$ (14,903)	-1.2%
Service Worker Salaries	2,357,163	2,357,163	2,113,848	\$ 243,315	10.3%
Para Professional Salaries	2,892,367	2,892,367	3,016,286	\$ (123,918)	-4.3%
Guest Educator Salaries	528,910	528,910	76,097	\$ 452,813	85.6%
Substitute Clerical Salaries	36,100	36,100	7,747	\$ 28,353	78.5%
Substitute Service Worker	-	-	9,349	\$ (9,349)	-
Substitute Para Salaries	88,500	88,500	14,827	\$ 73,673	83.2%
Overtime	650	650	8,009	\$ (7,359)	-1132.1%
Sabbatical Leave Salaries	51,131	51,131	51,131	\$ -	0.0%
Coaching Salaries/Stipends	115,802	115,802	67,748	\$ 48,054	41.5%
Admin TSA Employer Match	12,140	12,140	-	\$ 12,140	100.0%
Termination Pay	500,000	500,000	151,273	\$ 348,727	69.7%
Sick Leave/Personal Leave Payoff	140,000	140,000	-	\$ 140,000	100.0%
Workers' Comp/Benefits	249,931	249,931	215,411	\$ 34,520	13.8%
Crafts Benefits	-	-	25,239	\$ (25,239)	-
Cell phone stipends	35,662	35,662	35,413	\$ 249	0.7%
Contracted Services	1,012,047	1,012,047	507,169	\$ 504,878	49.9%
Gas	319,896	319,896	21,605	\$ 298,291	93.2%
Electricity	625,528	625,528	131,031	\$ 494,497	79.1%
Water	155,792	155,792	65,150	\$ 90,642	58.2%
Sewer	55,206	55,206	13,729	\$ 41,477	75.1%
Garbage	54,959	54,959	12,782	\$ 42,177	76.7%
Repair and Maintenance	42,519	42,519	43,792	\$ (1,273)	-3.0%
Rental	48,300	48,300	16,440	\$ 31,860	66.0%
Instructional Field Trips	10,591	10,591	429	\$ 10,161	95.9%
Liability/Other Insurance	711,575	711,575	711,575	\$ -	0.0%
Postage	9,520	9,520	3,489	\$ 6,031	63.4%
Advertising	10,363	10,363	268	\$ 10,095	97.4%
Printing	126,346	127,766	35,928	\$ 91,838	71.9%
Travel	44,255	44,255	33,977	\$ 10,278	23.2%
Professional Development/Meetings	61,830	61,830	11,577	\$ 50,253	81.3%
Extracurricular Team Travel	1,200	1,200	-	\$ 1,200	100.0%
Misc Services Purchased Locally	-	-	-	\$ -	-
Supplies	1,328,149	1,326,729	210,329	\$ 1,116,399	84.1%
Books	49,057	49,057	15,427	\$ 33,629	68.6%
Periodicals	21,360	21,360	8,945	\$ 12,414	58.1%
Minor Equipment	31,783	31,783	10,626	\$ 21,157	66.6%
Major Equipment & Construction	209,146	209,146	90,325	\$ 118,821	56.8%
Dues and Memberships	53,296	53,296	38,326	\$ 14,970	28.1%
CSCT Match	300,000	300,000	45,791	\$ 254,209	84.7%
Contingency	-	-	-	\$ -	-
Transfers to OPI ESA Program	7,000	7,000	17,074	\$ (10,074)	-143.9%
<b>Total Budget</b>	<b>\$ 45,216,851</b>	<b>\$ 45,216,851</b>	<b>40,293,439</b>	<b>\$ 4,923,412</b>	<b>10.9%</b>

**Budget Transfers**

From	To	Amount	Reason
------	----	--------	--------

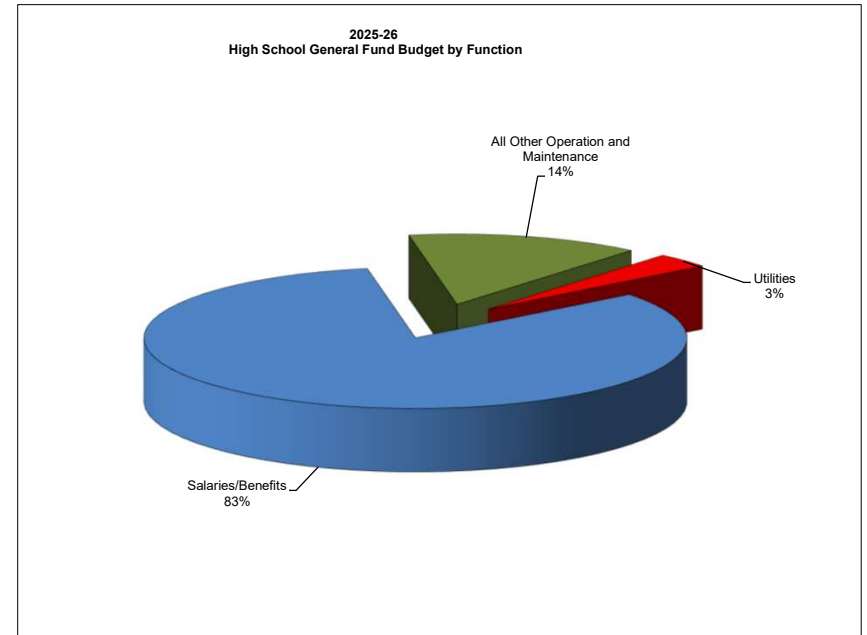


**HELENA SCHOOL DISTRICT NO. 1  
FINANCIAL REPORT FOR OCTOBER 2025  
HIGH SCHOOL GENERAL FUND**

Account	Beginning	Annual Budget	Year-to-Date Expended & Encumbered	Budget Balance	% Budget Left
Description	Budget	(after transfers)			
Administrative Salaries	1,426,912	1,426,912	1,173,070	253,842	17.8%
Educator Salaries	12,775,885	12,775,885	12,612,701	163,184	1.3%
Professional Salaries	1,142,049	1,142,049	1,081,833	60,216	5.3%
Technical Salaries	1,124,319	1,124,319	1,118,040	6,278	0.6%
Clerical Salaries	1,073,767	1,073,767	1,101,283	(27,516)	-2.6%
Service Worker Salaries	1,077,000	1,077,000	947,744	129,256	12.0%
Para Professional Salaries	308,774	308,774	257,873	50,902	16.5%
Guest Educator Salaries	331,506	331,506	53,834	277,671	83.8%
Substitute Clerical Salaries	11,000	11,000	3,428	7,572	68.8%
Substitute Service Worker	14,185	14,185	3,905	10,280	72.5%
Substitute Para Salaries	6,500	6,500	1,587	4,913	75.6%
Overtime	24,750	24,750	11,566	13,184	53.3%
Sabbatical Leave Salaries	86,425	86,425	86,357	68	0.1%
Coaching Salaries/Stipends	655,583	655,583	634,803	20,779	3.2%
Admin TSA Employer Match	-	-	-	-	-
Termination Pay	500,000	500,000	81,661	418,339	83.7%
Sick Leave/Personal Leave Payoff	61,000	61,000	-	61,000	100.0%
Workers' Comp/Benefits	140,905	140,905	107,107	33,798	24.0%
Crafts Benefits	16,000	16,000	11,063	4,937	30.9%
Cell phone stipends	15,836	15,836	16,588	(753)	-4.8%
Contracted Services	421,149	421,149	219,442	201,706	47.9%
Gas	241,117	241,117	28,239	212,878	88.3%
Electricity	492,015	492,015	78,195	413,820	84.1%
Water	54,944	54,944	22,773	32,171	58.6%
Sewer	21,786	21,786	3,371	18,415	84.5%
Garbage	33,469	33,469	7,699	25,771	77.0%
Repair and Maintenance	30,033	30,033	12,279	17,754	59.1%
Rental	26,748	26,748	3,231	23,516	87.9%
Instructional Field Trips	5,646	5,646	1,455	4,191	74.2%
Liability/Other Insurance	400,344	400,344	400,344	-	0.0%
Postage	12,621	12,621	1,744	10,877	86.2%
Advertising	8,720	8,720	328	8,392	96.2%
Printing	90,092	90,952	30,387	60,565	66.6%
Travel	23,051	23,051	18,037	5,014	21.8%
Professional Development/Meetings	55,429	55,429	10,316	45,113	81.4%
Extracurricular Team Travel	294,824	294,824	86,360	208,465	70.7%
Misc Services Purchased Locally	-	-	2,933	(2,933)	-
Supplies	1,189,095	1,188,363	158,557	1,029,806	86.7%
Books	70,557	69,344	15,949	53,395	77.0%
Periodicals	4,275	4,275	2,394	1,881	44.0%
Minor Equipment	41,378	41,378	3,279	38,099	92.1%
Major Equipment & Construction	-	-	27,996	(27,996)	-
Dues and Memberships	24,849	24,849	22,489	2,360	9.5%
CSCCT Match	-	-	-	-	-
Contingency	837,442	838,526	-	838,526	100.0%
Transfers to OPI ESA Program	-	-	8,585	(8,585)	-
total budget	\$ 25,171,977	\$ 25,171,977	\$ 20,470,824	\$ 4,701,153	18.7%

**Budget Transfers**

From	To	Amount	Reason
------	----	--------	--------



**INTERLOCAL FUND FINANCIAL ACTIVITY As of 11/4/2025**

	<u>District-Wide</u>
Beginning Fund Balance 7/1/2025	\$6,734,188
Interest Revenue	\$68,694
Expenditures & Encumbrances:	
Technology Supplies	(\$95,003)
CSCT Match	(\$9,458)
Contracted Services	(\$7,987)
Utilities	(\$28,540)
Field Trips	(\$2,616)
Minor Equipment	(\$7,974)
Summer School Transportation	(\$1,611)
Ending Fund Balance 9/3/2025	<u>\$6,649,695</u>

	<u>Buildings</u>
Beginning Fund Balance 7/1/2025	\$410,897
Interest Revenue	\$4,167
Expenditures & Encumbrances	(\$41,037)
Ending Fund Balance 9/3/2025	<u>\$374,026</u>

	<u>Special Education</u>
Beginning Fund Balance 7/1/2025	\$921,873
Interest Revenue	\$9,432
Expenditures & Encumbrances	(\$14,938)
Ending Fund Balance 9/3/2025	<u>\$916,367</u>

	<u>Activities</u>
Beginning Fund Balance 7/1/2025	\$142,543
Interest Revenue	\$1,458
Expenditures & Encumbrances	(\$450)
Ending Fund Balance 9/3/2025	<u>\$143,551</u>

	<u>Professional Growth</u>
Beginning Fund Balance 7/1/2025	\$50,506
Interest Revenue	
Expenditures & Encumbrances	(\$198)
Ending Fund Balance 9/3/2025	<u>\$50,308</u>



# Fall Student Count For ANB Summary By District

## October 6, 2025 Enrollment

County: 25 Lewis & Clark  
District: 0487 Helena Elem

School Year: 2025-2026  
Budget Unit: E1 E2 E3 M1  
M2

### SCHOOLS IN THIS DISTRICT

0651	Jefferson School
0654	Central School
0655	Broadwater School
0657	Bryant School
0662	Kessler Elementary School
0663	Warren School
1461	Jim Darcy School
1477	Smith School
1478	Rossiter School
1582	Four Georgians School
1614	Helena Middle School
1615	C R Anderson Middle Schl
3022	Helena Montessori Charter Schl
3023	Mount Ascension Learning Ac EL
3024	Mount Ascension Learning Ac MS

### TOTAL STUDENT COUNT FOR ANB BY GRADE - DISTRICT

Grade	Fall Students
Early Targeted Intervention E1	141
Sped PK E1	11
Kindergarten E1	409
1st Grade E1	471
2nd Grade E1	483
3rd Grade E1	467
4th Grade E1	597
5th Grade E1	509
6th Grade E1	568
<b>E1 Total</b>	<b>3,656</b>

\* Used to calculate FY2026-2027 budget limits





# Fall Student Count For ANB Summary By District

## October 6, 2025 Enrollment

### TOTAL STUDENT COUNT FOR ANB BY GRADE - DISTRICT

Grade	Fall Students
1st Grade E2	11
2nd Grade E2	7
3rd Grade E2	10
4th Grade E2	9
5th Grade E2	11
6th Grade E2	14
<b>E2 Total</b>	<b>62</b>
Kindergarten E3	36
1st Grade E3	36
2nd Grade E3	36
3rd Grade E3	35
4th Grade E3	36
5th Grade E3	37
<b>E3 Total</b>	<b>216</b>
7th Grade M1	565
8th Grade M1	522
<b>M1 Total</b>	<b>1,087</b>
7th Grade M2	6
8th Grade M2	17
<b>M2 Total</b>	<b>23</b>
<b>District Total:</b>	<b>5,044</b>

### PART-TIME STUDENTS - DISTRICT

		Not Counted For ANB < 180 hrs/yr	Parttime Count 180-359 hrs/yr	Parttime Count 360-539 hrs/yr	Parttime Count 540-719 hrs/yr
1st - 6 Grades E1	Fall	2	4	3	0
Sped PK E1	Fall	0	11	0	0
1st - 6 Grades E2	Fall	1	58	2	1
7-8 Grade M1	Fall	1	0	2	0

\* Used to calculate FY2026-2027 budget limits



# Fall Student Count For ANB Summary By District

## October 6, 2025 Enrollment

### PART-TIME STUDENTS - DISTRICT

		Not Counted For ANB < 180 hrs/yr	Parttime Count 180-359 hrs/yr	Parttime Count 360-539 hrs/yr	Parttime Count 540-719 hrs/yr
7-8 Grade M2	Fall	0	14	3	0

Students who turned 19 on or before September 10, 2025 are not included in part-time students counted for ANB, unless the student meets the requirements for inclusion as stated in 20-9-311 (7)(c).

### OTHER STUDENT COUNTS FOR ANB - DISTRICT

Student Count Type	Fall	Winter	Spring
Ed Savings Account E2	1	0	0
Ed Savings Account M1	2	0	0

### Student Achievement Gap

American Indian Students Counted For The FY2027 American Indian Achievement Gap Payment 338

### STUDENTS COUNTED FOR ANB EXTRACURRICULAR PARTICIPATION

	6 week (1/16)	18+ week (1/8)
HELENA K-6 E1	1	0
HELENA 7-8 M1	2	0
	<u>3</u>	<u>0</u>

Note: This is a count of the extracurricular activities completed in the prior school year, not a count of students.

\* Used to calculate FY2026-2027 budget limits



# Fall Student Count For ANB Summary By District

## October 6, 2025 Enrollment

### JUMPSTART COUNTS FOR ANB - DISTRICT

The Jumpstart program takes place during summer break between the end of one year and the start of the next school year preceding a child's entry into kindergarten, 1st grade, 2nd grade, or 3rd grade. The program is at least 4 weeks in duration and provides at least 120 instructional hours. A pupil who participates in a Jumpstart program may be counted for ANB purposes.

A district shall add one-quarter enrollment for a student who participates in Jumpstart to the pupil's regular enrollment count in both the Fall and Spring enrollment counts following the pupil's participation in the Jumpstart program.

Grade	Count
Kindergarten	28
1st Grade	24
2nd Grade	29
3rd Grade	22

\* Used to calculate FY2026-2027 budget limits



# Fall Student Count For ANB Summary By District

## October 6, 2025 Enrollment

County: 25 Lewis & Clark

School Year: 2025-2026

District: 0488 Helena H S

Budget Unit: H1 H2 H3

### SCHOOLS IN THIS DISTRICT

0661	Helena High School
1547	Capital High School
3025	Mount Ascension Learning Ac HS
3026	Helena P.A.L.

### TOTAL STUDENT COUNT FOR ANB BY GRADE - DISTRICT

Grade	Fall Students
9th Grade H1	630
10th Grade H1	594
11th Grade H1	572
12th Grade H1	537
<b>H1 Total</b>	<b>2,333</b>
9th Grade H2	11
10th Grade H2	46
11th Grade H2	20
12th Grade H2	28
<b>H2 Total</b>	<b>105</b>
9th Grade H3	4
10th Grade H3	3
11th Grade H3	26
12th Grade H3	29
<b>H3 Total</b>	<b>62</b>
<b>District Total:</b>	<b>2,500</b>

### PART-TIME STUDENTS - DISTRICT

		Not Counted For ANB < 180 hrs/yr	Parttime Count 180-359 hrs/yr	Parttime Count 360-539 hrs/yr	Parttime Count 540-719 hrs/yr
9-12 Grade H1	Fall	0	1	39	38

\* Used to calculate FY2026-2027 budget limits



# Fall Student Count For ANB Summary By District

## October 6, 2025 Enrollment

### PART-TIME STUDENTS - DISTRICT

		Not Counted For ANB < 180 hrs/yr	Parttime Count 180-359 hrs/yr	Parttime Count 360-539 hrs/yr	Parttime Count 540-719 hrs/yr
9-12 Grade H2	Fall	0	34	28	0

Students who turned 19 on or before September 10, 2025 are not included in part-time students counted for ANB, unless the student meets the requirements for inclusion as stated in 20-9-311 (7)(c).

### OTHER STUDENT COUNTS FOR ANB - DISTRICT

Student Count Type	Fall	Winter	Spring
19 Year Olds H1	2	0	0
Ed Savings Account H1	1	0	0
MT Youth ChalleNGe H1	3	0	0
MT Youth ChalleNGe H3	1	0	0

### Student Achievement Gap

American Indian Students Counted For The FY2027 American Indian Achievement Gap Payment 129

### STUDENTS COUNTED FOR ANB EXTRACURRICULAR PARTICIPATION

	6 week (1/16)	18+ week (1/8)
HELENA HS 9-12 H1	11	9
	11	9

Note: This is a count of the extracurricular activities completed in the prior school year, not a count of students.

\* Used to calculate FY2026-2027 budget limits



# Fall Student Count For ANB Summary By School

## October 06, 2025 Enrollment

County: 25 Lewis & Clark  
District: 0487 Helena Elem  
School: 0651 Jefferson School

School Year: 2025-2026  
Lowest Grade: PK  
Highest Grade: 5  
Budget Unit: E1

### TOTAL STUDENT COUNT FOR ANB BY GRADE - SCHOOL

Grade	Fall
Early Targeted Intervention E1	18
Kindergarten E1	36
1st Grade E1	40
2nd Grade E1	39
3rd Grade E1	39
4th Grade E1	42
5th Grade E1	36
<b>School Total</b>	<b>250</b>

Students who turned 19 on or before September 10, 2025 are included in the total student count for ANB by grade.



# Fall Student Count For ANB Summary By School

## October 06, 2025 Enrollment

County: 25 Lewis & Clark  
District: 0487 Helena Elem  
School: 0654 Central School

School Year: 2025-2026  
Lowest Grade: PK  
Highest Grade: 5  
Budget Unit: E1

### TOTAL STUDENT COUNT FOR ANB BY GRADE - SCHOOL

Grade	Fall
Sped PK E1	2
Kindergarten E1	46
1st Grade E1	48
2nd Grade E1	51
3rd Grade E1	58
4th Grade E1	57
5th Grade E1	66
<b>School Total</b>	<b>328</b>

Students who turned 19 on or before September 10, 2025 are included in the total student count for ANB by grade.

### STUDENTS COUNTED FOR ANB WHO ATTEND PART-TIME -SCHOOL

	Fall	Not Counted For ANB <180	Part-time Count 180-359 hrs/yr	Part-time Count 360-539 hrs/yr	Part-time Count 540-719 hrs/yr
Sped PK E1		0	2	0	0

Students who turned 19 on or before September 10, 2025 are not included in part-time student count for ANB.



## Fall Student Count For ANB Summary By School

### October 06, 2025 Enrollment

County: 25 Lewis & Clark  
District: 0487 Helena Elem  
School: 0655 Broadwater School

School Year: 2025-2026  
Lowest Grade: PK  
Highest Grade: 5  
Budget Unit: E1

#### TOTAL STUDENT COUNT FOR ANB BY GRADE - SCHOOL

Grade	Fall
Kindergarten E1	29
1st Grade E1	30
2nd Grade E1	31
3rd Grade E1	19
4th Grade E1	51
5th Grade E1	29
<b>School Total</b>	<b>189</b>

Students who turned 19 on or before September 10, 2025 are included in the total student count for ANB by grade.





# Fall Student Count For ANB Summary By School

## October 06, 2025 Enrollment

County: 25 Lewis & Clark  
District: 0487 Helena Elem  
School: 0657 Bryant School

School Year: 2025-2026  
Lowest Grade: PK  
Highest Grade: 5  
Budget Unit: E1

### TOTAL STUDENT COUNT FOR ANB BY GRADE - SCHOOL

Grade	Fall
Sped PK E1	2
Early Targeted Intervention E1	17
Kindergarten E1	24
1st Grade E1	35
2nd Grade E1	39
3rd Grade E1	37
4th Grade E1	58
5th Grade E1	44
School Total	256

Students who turned 19 on or before September 10, 2025 are included in the total student count for ANB by grade.

### STUDENTS COUNTED FOR ANB WHO ATTEND PART-TIME -SCHOOL

	Fall	Not Counted For ANB <180	Part-time Count 180-359 hrs/yr	Part-time Count 360-539 hrs/yr	Part-time Count 540-719 hrs/yr
Sped PK E1		0	2	0	0

Students who turned 19 on or before September 10, 2025 are not included in part-time student count for ANB.



# Fall Student Count For ANB Summary By School

## October 06, 2025 Enrollment

County: 25 Lewis & Clark  
District: 0487 Helena Elem  
School: 0662 Kessler Elementary School

School Year: 2025-2026  
Lowest Grade: PK  
Highest Grade: 5  
Budget Unit: E1

### TOTAL STUDENT COUNT FOR ANB BY GRADE - SCHOOL

Grade	Fall
Sped PK E1	1
Early Targeted Intervention E1	18
Kindergarten E1	34
1st Grade E1	43
2nd Grade E1	45
3rd Grade E1	40
4th Grade E1	53
5th Grade E1	49
School Total	283

Students who turned 19 on or before September 10, 2025 are included in the total student count for ANB by grade.

### STUDENTS COUNTED FOR ANB WHO ATTEND PART-TIME -SCHOOL

	Fall	Not Counted For ANB <180	Part-time Count 180-359 hrs/yr	Part-time Count 360-539 hrs/yr	Part-time Count 540-719 hrs/yr
1st - 6 Grades E1		0	2	0	0
Sped PK E1		0	1	0	0

Students who turned 19 on or before September 10, 2025 are not included in part-time student count for ANB.



# Fall Student Count For ANB Summary By School

## October 06, 2025 Enrollment

County: 25 Lewis & Clark  
District: 0487 Helena Elem  
School: 0663 Warren School

School Year: 2025-2026  
Lowest Grade: PK  
Highest Grade: 5  
Budget Unit: E1

### TOTAL STUDENT COUNT FOR ANB BY GRADE - SCHOOL

Grade	Fall
Sped PK E1	1
Early Targeted Intervention E1	18
Kindergarten E1	33
1st Grade E1	34
2nd Grade E1	39
3rd Grade E1	44
4th Grade E1	51
5th Grade E1	42
School Total	262

Students who turned 19 on or before September 10, 2025 are included in the total student count for ANB by grade.

### STUDENTS COUNTED FOR ANB WHO ATTEND PART-TIME -SCHOOL

	Fall	Not Counted For ANB <180	Part-time Count 180-359 hrs/yr	Part-time Count 360-539 hrs/yr	Part-time Count 540-719 hrs/yr
Sped PK E1		0	1	0	0

Students who turned 19 on or before September 10, 2025 are not included in part-time student count for ANB.



# Fall Student Count For ANB Summary By School

## October 06, 2025 Enrollment

County: 25 Lewis & Clark  
District: 0487 Helena Elem  
School: 1461 Jim Darcy School

School Year: 2025-2026  
Lowest Grade: PK  
Highest Grade: 5  
Budget Unit: E1

### TOTAL STUDENT COUNT FOR ANB BY GRADE - SCHOOL

Grade	Fall
Sped PK E1	2
Kindergarten E1	63
1st Grade E1	75
2nd Grade E1	76
3rd Grade E1	76
4th Grade E1	85
5th Grade E1	83
<b>School Total</b>	<b>460</b>

Students who turned 19 on or before September 10, 2025 are included in the total student count for ANB by grade.

### STUDENTS COUNTED FOR ANB WHO ATTEND PART-TIME -SCHOOL

	Fall	Not Counted For ANB <180	Part-time Count 180-359 hrs/yr	Part-time Count 360-539 hrs/yr	Part-time Count 540-719 hrs/yr
Sped PK E1		0	2	0	0

Students who turned 19 on or before September 10, 2025 are not included in part-time student count for ANB.



# Fall Student Count For ANB Summary By School

## October 06, 2025 Enrollment

County: 25 Lewis & Clark  
District: 0487 Helena Elem  
School: 1477 Smith School

School Year: 2025-2026  
Lowest Grade: PK  
Highest Grade: 5  
Budget Unit: E1

### TOTAL STUDENT COUNT FOR ANB BY GRADE - SCHOOL

Grade	Fall
Sped PK E1	1
Early Targeted Intervention E1	17
Kindergarten E1	28
1st Grade E1	41
2nd Grade E1	35
3rd Grade E1	34
4th Grade E1	38
5th Grade E1	28
School Total	222

Students who turned 19 on or before September 10, 2025 are included in the total student count for ANB by grade.

### STUDENTS COUNTED FOR ANB WHO ATTEND PART-TIME -SCHOOL

	Fall	Not Counted For ANB <180	Part-time Count 180-359 hrs/yr	Part-time Count 360-539 hrs/yr	Part-time Count 540-719 hrs/yr
Sped PK E1		0	1	0	0

Students who turned 19 on or before September 10, 2025 are not included in part-time student count for ANB.



## Fall Student Count For ANB Summary By School

### October 06, 2025 Enrollment

County: 25 Lewis & Clark  
District: 0487 Helena Elem  
School: 1478 Rossiter School

School Year: 2025-2026  
Lowest Grade: PK  
Highest Grade: 5  
Budget Unit: E1

#### TOTAL STUDENT COUNT FOR ANB BY GRADE - SCHOOL

Grade	Fall
Early Targeted Intervention E1	36
Kindergarten E1	52
1st Grade E1	45
2nd Grade E1	51
3rd Grade E1	45
4th Grade E1	78
5th Grade E1	52
<b>School Total</b>	<b>359</b>

Students who turned 19 on or before September 10, 2025 are included in the total student count for ANB by grade.



# Fall Student Count For ANB Summary By School

## October 06, 2025 Enrollment

County: 25 Lewis & Clark  
District: 0487 Helena Elem  
School: 1582 Four Georgians School

School Year: 2025-2026  
Lowest Grade: PK  
Highest Grade: 5  
Budget Unit: E1

### TOTAL STUDENT COUNT FOR ANB BY GRADE - SCHOOL

Grade	Fall
Sped PK E1	2
Early Targeted Intervention E1	17
Kindergarten E1	64
1st Grade E1	80
2nd Grade E1	77
3rd Grade E1	75
4th Grade E1	84
5th Grade E1	80
School Total	479

Students who turned 19 on or before September 10, 2025 are included in the total student count for ANB by grade.

### STUDENTS COUNTED FOR ANB WHO ATTEND PART-TIME -SCHOOL

	Fall	Not Counted For ANB <180	Part-time Count 180-359 hrs/yr	Part-time Count 360-539 hrs/yr	Part-time Count 540-719 hrs/yr
1st - 6 Grades E1		0	2	0	0
Sped PK E1		0	2	0	0

Students who turned 19 on or before September 10, 2025 are not included in part-time student count for ANB.



## Fall Student Count For ANB Summary By School

### October 06, 2025 Enrollment

County: 25 Lewis & Clark  
District: 0487 Helena Elem  
School: 1614 Helena Middle School

School Year: 2025-2026  
Lowest Grade: 6  
Highest Grade: 8  
Budget Unit: E1, M1

#### TOTAL STUDENT COUNT FOR ANB BY GRADE - SCHOOL

Grade	Fall
6th Grade E1	247
7th Grade M1	257
8th Grade M1	219
School Total	723

Students who turned 19 on or before September 10, 2025 are included in the total student count for ANB by grade.

#### STUDENTS COUNTED FOR ANB WHO ATTEND PART-TIME -SCHOOL

	Fall	Not Counted For ANB <180	Part-time Count 180-359 hrs/yr	Part-time Count 360-539 hrs/yr	Part-time Count 540-719 hrs/yr
7-8 Grade M1		0	0	1	0

Students who turned 19 on or before September 10, 2025 are not included in part-time student count for ANB.

#### STUDENTS COUNTED FOR ANB EXTRACURRICULAR PARTICIPATION

	6 week (1/16)	18+ week (1/8)
HELENA 7-8 M1	2	0
HELENA K-6 E1	1	0
	3	0

Note: This is a count of the extracurricular activities completed in the prior school year, not a count of students.





# Fall Student Count For ANB Summary By School

## October 06, 2025 Enrollment

County: 25 Lewis & Clark  
District: 0487 Helena Elem  
School: 1615 C R Anderson Middle Schl

School Year: 2025-2026  
Lowest Grade: 6  
Highest Grade: 8  
Budget Unit: E1, M1

### TOTAL STUDENT COUNT FOR ANB BY GRADE - SCHOOL

Grade	Fall
6th Grade E1	321
7th Grade M1	308
8th Grade M1	303
School Total	932

Students who turned 19 on or before September 10, 2025 are included in the total student count for ANB by grade.

### STUDENTS COUNTED FOR ANB WHO ATTEND PART-TIME -SCHOOL

	Fall	Not Counted For ANB <180	Part-time Count 180-359 hrs/yr	Part-time Count 360-539 hrs/yr	Part-time Count 540-719 hrs/yr
1st - 6 Grades E1		2	0	3	0
7-8 Grade M1		1	0	1	0

Students who turned 19 on or before September 10, 2025 are not included in part-time student count for ANB.

### OTHER STUDENT COUNT FOR ANB-SCHOOL

Student Count Type	Fall
Ed Savings Account M1	2



## Fall Student Count For ANB Summary By School

### October 06, 2025 Enrollment

County: 25 Lewis & Clark

School Year: 2025-2026

District: 0487 Helena Elem

Lowest Grade: K

School: 3022 Helena Montessori Charter Schl

Highest Grade: 5

Budget Unit: E3

#### TOTAL STUDENT COUNT FOR ANB BY GRADE - SCHOOL

Grade	Fall
Kindergarten E3	36
1st Grade E3	36
2nd Grade E3	36
3rd Grade E3	35
4th Grade E3	36
5th Grade E3	37
<b>School Total</b>	<b>216</b>

Students who turned 19 on or before September 10, 2025 are included in the total student count for ANB by grade.



# Fall Student Count For ANB Summary By School

## October 06, 2025 Enrollment

County:	25 Lewis & Clark	School Year:	2025-2026
District:	0487 Helena Elem	Lowest Grade:	K
School:	3023 Mount Ascension Learning Ac EL	Highest Grade:	5
		Budget Unit:	E2

### TOTAL STUDENT COUNT FOR ANB BY GRADE - SCHOOL

Grade	Fall
1st Grade E2	11
2nd Grade E2	7
3rd Grade E2	10
4th Grade E2	9
5th Grade E2	11
School Total	48

Students who turned 19 on or before September 10, 2025 are included in the total student count for ANB by grade.

### STUDENTS COUNTED FOR ANB WHO ATTEND PART-TIME -SCHOOL

	Fall	Not Counted For ANB <180	Part-time Count 180-359 hrs/yr	Part-time Count 360-539 hrs/yr	Part-time Count 540-719 hrs/yr
1st - 6 Grades E2		0	48	0	0

Students who turned 19 on or before September 10, 2025 are not included in part-time student count for ANB.



## Fall Student Count For ANB Summary By School

### October 06, 2025 Enrollment

County: 25 Lewis & Clark School Year: 2025-2026  
District: 0487 Helena Elem Lowest Grade: 6  
School: 3024 Mount Ascension Learning Ac MS Highest Grade: 8  
Budget Unit: E2, M2

#### TOTAL STUDENT COUNT FOR ANB BY GRADE - SCHOOL

Grade	Fall
6th Grade E2	14
7th Grade M2	6
8th Grade M2	17
School Total	37

Students who turned 19 on or before September 10, 2025 are included in the total student count for ANB by grade.

#### STUDENTS COUNTED FOR ANB WHO ATTEND PART-TIME -SCHOOL

	Fall	Not Counted For ANB <180	Part-time Count 180-359 hrs/yr	Part-time Count 360-539 hrs/yr	Part-time Count 540-719 hrs/yr
1st - 6 Grades E2		1	10	2	1
7-8 Grade M2		0	14	3	0

Students who turned 19 on or before September 10, 2025 are not included in part-time student count for ANB.

#### OTHER STUDENT COUNT FOR ANB-SCHOOL

Student Count Type	Fall
Ed Savings Account E2	1



# Fall Student Count For ANB Summary By School

## October 06, 2025 Enrollment

County: 25 Lewis & Clark  
District: 0488 Helena H S  
School: 0661 Helena High School

School Year: 2025-2026  
Lowest Grade: 9  
Highest Grade: 12  
Budget Unit: H1

### TOTAL STUDENT COUNT FOR ANB BY GRADE - SCHOOL

Grade	Fall
9th Grade H1	255
10th Grade H1	246
11th Grade H1	247
12th Grade H1	222
School Total	970

Students who turned 19 on or before September 10, 2025 are included in the total student count for ANB by grade.

### STUDENTS COUNTED FOR ANB WHO ATTEND PART-TIME -SCHOOL

	Fall	Not Counted For ANB <180	Part-time Count 180-359 hrs/yr	Part-time Count 360-539 hrs/yr	Part-time Count 540-719 hrs/yr
9-12 Grade H1		0	0	17	2

Students who turned 19 on or before September 10, 2025 are not included in part-time student count for ANB.

### OTHER STUDENT COUNT FOR ANB-SCHOOL

Student Count Type	Fall
19 Year Olds H1	1
MT Youth Challenge H1	3

### STUDENTS COUNTED FOR ANB EXTRACURRICULAR PARTICIPATION

	6 week (1/16)	18+ week (1/8)
HELENA HS 9-12 H1	0	9
	0	9

Note: This is a count of the extracurricular activities completed in the prior school year, not a count of students.



# Fall Student Count For ANB Summary By School

## October 06, 2025 Enrollment

County: 25 Lewis & Clark

School Year: 2025-2026

District: 0488 Helena H S

Lowest Grade: 9

School: 1547 Capital High School

Highest Grade: 12

Budget Unit: H1

### TOTAL STUDENT COUNT FOR ANB BY GRADE - SCHOOL

Grade	Fall
9th Grade H1	375
10th Grade H1	348
11th Grade H1	325
12th Grade H1	315
School Total	1,363

Students who turned 19 on or before September 10, 2025 are included in the total student count for ANB by grade.

### STUDENTS COUNTED FOR ANB WHO ATTEND PART-TIME -SCHOOL

	Fall	Not Counted For ANB <180	Part-time Count 180-359 hrs/yr	Part-time Count 360-539 hrs/yr	Part-time Count 540-719 hrs/yr
9-12 Grade H1		0	1	22	36

Students who turned 19 on or before September 10, 2025 are not included in part-time student count for ANB.

### OTHER STUDENT COUNT FOR ANB-SCHOOL

Student Count Type	Fall
19 Year Olds H1	1
Ed Savings Account H1	1

### STUDENTS COUNTED FOR ANB EXTRACURRICULAR PARTICIPATION

	6 week (1/16)	18+ week (1/8)
HELENA HS 9-12 H1	11	0
	11	0

Note: This is a count of the extracurricular activities completed in the prior school year, not a count of students.



# Fall Student Count For ANB Summary By School

## October 06, 2025 Enrollment

County:	25 Lewis & Clark	School Year:	2025-2026
District:	0488 Helena H S	Lowest Grade:	9
School:	3025 Mount Ascension Learning Ac HS	Highest Grade:	12
		Budget Unit:	H2

### TOTAL STUDENT COUNT FOR ANB BY GRADE - SCHOOL

Grade	Fall
9th Grade H2	11
10th Grade H2	46
11th Grade H2	20
12th Grade H2	28
School Total	105

Students who turned 19 on or before September 10, 2025 are included in the total student count for ANB by grade.

### STUDENTS COUNTED FOR ANB WHO ATTEND PART-TIME -SCHOOL

	Fall	Not Counted For ANB <180	Part-time Count 180-359 hrs/yr	Part-time Count 360-539 hrs/yr	Part-time Count 540-719 hrs/yr
9-12 Grade H2		0	34	28	0

Students who turned 19 on or before September 10, 2025 are not included in part-time student count for ANB.



## Fall Student Count For ANB Summary By School

### October 06, 2025 Enrollment

County: 25 Lewis & Clark  
District: 0488 Helena H S  
School: 3026 Helena P.A.L.

School Year: 2025-2026  
Lowest Grade: 9  
Highest Grade: 12  
Budget Unit: H3

#### TOTAL STUDENT COUNT FOR ANB BY GRADE - SCHOOL

<u>Grade</u>	<u>Fall</u>
9th Grade H3	4
10th Grade H3	3
11th Grade H3	26
12th Grade H3	29
<b>School Total</b>	<b>62</b>

Students who turned 19 on or before September 10, 2025 are included in the total student count for ANB by grade.

#### OTHER STUDENT COUNT FOR ANB-SCHOOL

<u>Student Count Type</u>	<u>Fall</u>
MT Youth ChalleNGe H3	1



## Enrollment by Site: 10/6/2025

(NOT ANB count)	Fall 2025
Site	Site Totals

Difference
Fall 2025 minus FALL 2024

Broadwater (includes Montessori)	248
Four Georgians	478
Jim Darcy	457
Kessler	281
Rossiter	359
Bryant	256
Central (includes Montessori)	407
Jefferson	250
Smith (includes Montessori)	299
Warren	262
Mount Ascension K-5	48

-19
9
-11
46
-8
-26
91
7
23
-12
-1

pK-5 subtotal 3345

-82

CRA	932
HMS	723
Mount Ascension 6-8	37

-36
18
-16

6-8 subtotal 1692

-34

CHS	1363
HHS	970
PAL Charter	62
Mount Ascension 9-12	105

56
-16
4
40

9-12 subtotal 2500

84

Total Enrolled at Site (NOT ANB)	7537
----------------------------------	------

-32
-----

Last years Fall Enrollment total = 7569

Last years pK-5 Fall Enrollment total = 3427

Last years 6-8 Fall Enrollment total = 1726

Last years 9-12 Fall Enrollment total = 2416

Printed Date: 11/6/2025